



Millennium Series 3016

Modified Silyl Wood Flooring Adhesive

Millennium Series

PRODUCT DESCRIPTION

Millennium Series 3016 is a unique one-component Wood Floor Adhesive based on Modified Silyl Technology. Millennium Series 3016 is specifically formulated to be used as an adhesive for installations that meet the manufacturer's moisture requirements or as a moisture vapor retarder to reduce the transmission of water vapor from the subfloor for the applications where moisture could impact the performance of the wood flooring. Millennium Series 3016 can bridge cracks up to 1/8" and will provide a powerful adhesive bond. Its environmentally friendly formulation is easy to trowel and suitable for all green building projects.

FEATURES

- **Contains ZERO VOCs**
- Zero Isocyanates
- Contains no water
- Greater bond strength and superior initial green strength
- Retains exceptional elasticity
- Extremely easy to trowel
- Improved cleanability
- LEED® Qualified & California Proposition 65 Compliant
- Protects wood flooring against moisture vapor through the subfloor

TYPICAL APPLICATIONS

Millennium Series 3016 is ideal for glue-down installations on all grades for all types of engineered, solid or acrylic impregnated wood flooring, bamboo and wood flooring, designed to be installed using the glue down installation method, that may require protection from damage due to subfloor moisture transmissions. When used as an adhesive & moisture barrier, Millennium Series 3016 reduces moisture to acceptable limits.

SUBFLOOR PREPARATION

Millennium Series 3016 can be used over the following subfloors: concrete, Portland cement underlayments, terrazzo, ceramic tile, APA approved wood panels, radiant heat flooring, and cement backer board.

Ensure that the subfloor is structurally sound, smooth, dry, properly cured, clean and free from dust, dirt, grease, oil, plaster, paint, old adhesive, wax, curing agents, sealers, cutback or other asphaltic-based residue and any other contaminants that could interfere with a good adhesive bond. **Concrete Subfloors:** Must be cured a minimum of 28 days. If not, take corrective measures before proceeding. Pre-install moisture testing is not required when using the moisture control installation method. **Subfloor must have no pre-existing moisture conditions or failures from conditions of high alkali or hydrostatic pressure.** The subfloor must be dry to the touch with no standing water or visible dampness, and must be prepared to receive flooring in compliance with ASTM F710 and NWFA installation guidelines. **Concrete subfloors over a year old with high moisture readings are indicative of a chronic underlying moisture source problem resulting from hydrostatic pressure or other moisture related**

exclusions such as broken pipes, leaky plumbing, sink overflow, flooding, weather conditions or improper maintenance. Problems caused by these moisture related exclusions will not be covered by the limited warranty.

Terrazzo: All polishes and glaze compounds must be completely stripped and surface must be abraded by sanding. After sanding thoroughly vacuum (NO sweeping), to remove all loose dust particles. After vacuuming clean the entire substrate with mineral spirits and allow drying before installing the wood flooring.

Plywood and OSB Type Subfloors: All panels must be APA approved and securely fastened. Eliminate all squeaks and movement with SCREWS (not nails). Sand all high joints. Fill and patch low areas. Refer to wood flooring manufacturer for guidelines of moisture content difference between properly acclimated wood flooring and subfloor materials. (Typically should not exceed 4%)

Radiant Heated Subfloors: Millennium Series 3016 is approved for use on hydronic system radiant heated subfloors, provided the wood flooring is approved over radiant heated subfloors. The system must be fully embedded in concrete. Lightweight or gypsum based topping must be primed for glue down installation. Turn off the heat 48 hours prior to the installation and leave the heat off until 48 hours after the installation is completed.

INSTALLING WOOD FLOORING FOR MOISTURE CONTROL APPLICATION:

1. Subfloor must be in compliance with "Subfloor Preparation" above before starting the installation.
2. Follow manufacturer's instructions for acclimation, floor layout and expansion space requirements. It is imperative the subfloor be flat, without dips, birdbaths or sudden rises (3/16" in 10' radius or 1/8" in 6' radius).
3. Use the trowel chart below to determine which trowel to use. The use of any other applicator or trowel will void all warranties and yield unsatisfactory results.
4. **TROWEL THE ADHESIVE PARALLEL TO THE WOOD FLOORING IN 24"-36" SECTIONS THEN IMMEDIATELY LAY WOOD INTO WET ADHESIVE BEFORE MOVING TO NEXT SECTION. ALWAYS SPREAD ADHESIVE BEYOND WHERE THE LAST ROW OF FLOORING STOPS TO ENSURE THERE ARE NO VOIDS BETWEEN STOPPING AND STARTING POINTS WHEN SPREADING THE ADHESIVE. 100% ADHESIVE TRANSFER IS REQUIRED FOR MOISTURE PROTECTION.**
5. Repeat steps 3 – 4 until the job is complete.
6. It is the sole responsibility of the Installer to determine the suitability and compatibility of the adhesive for the user's intended use.

863 SE Main Street • Simpsonville, SC 29681

Phone: 1-800-763-7272 • ISO 9001 Certified

www.parabond.com

3/30/2017



Millennium Series 3016 Modified Silyl Wood Flooring Adhesive

Millennium Series

INSTALLING WOOD FLOORING FOR GLUE DOWN ONLY APPLICATION:

Concrete Subfloors must be cured a minimum of 28 days. If not, take corrective measures before proceeding. Subfloor must be properly prepared to receive flooring in compliance with ASTM F710. Subfloor moisture levels must not exceed wood flooring manufacturer's guidelines. **When subfloor moisture levels exceed wood manufacturer's limit, use the moisture control installation method.**

1. Select the correct trowel for the wood you are installing from the trowel chart. Using the incorrect trowel will void this adhesive warranty.
2. This is a wet-lay adhesive. Do not spread more adhesive than can be covered within 30 - 45 minutes.
3. Good transfer of the adhesive to the wood is critical. Periodically, pull back a board that has just been installed and make sure there is 90% adhesive transfer to the board.
4. Trowel tips will become worn down over time and must be changed to achieve correct coverage.

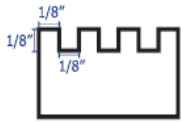

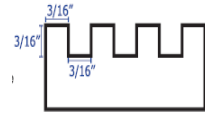
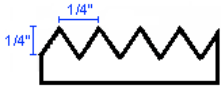
5. It is the sole responsibility of the Installer to determine the suitability and compatibility of the adhesive for the user's intended use.

CLEAN-UP:

Remove the adhesive from the wood floor surface as soon as possible before the adhesive dries. Use a soft cloth and Mineral Spirits carefully to not harm the finish. Clean equipment and tools with Mineral Spirits while the adhesive is still wet.

WARRANTY:

Royal Adhesives and Sealants offers a limited warranty for Millennium Series 3016 for the life of the floor to the original purchaser and is not assignable nor transferable. A copy of the limited warranty can be obtained by calling Royal's floor covering adhesives technical service at (800) 763-7272 or contacting your local Parabond Representative.

Wood Floor	5/16" Fingerblock Parquet	Engineered Plank or Bamboo 1/2" or less and less than 7" wide	Engineered Plank or Bamboo thicker than 1/2" or 7" or wider. Solid Wood plank, Shorts or Plywood	Parquet, Engineered Plank, Bamboo or Solid Plank.
Subfloor Moisture	Less than 3 lbs/1000 ft ² / 24 hours or 75 %RH			Adhesive & Moisture Barrier
Recommended Trowel	Square Notch 	Flat V-Notch 	Square Notch 	V-Notch 
Coverage	55-65 ft ² / U.S. gal	60-70 ft ² /U.S. gal	35-45 ft ² /U.S. gal	30-35 ft ² /U.S. gal

*** NOTE: Coverages shown are approximate. Actual coverage may vary according to substrate conditions and types of trowel used.**

863 SE Main Street • Simpsonville, SC 29681

Phone: 1-800-763-7272 • ISO 9001 Certified

www.parabond.com

3/30/2017



Millennium Series 3016

Modified Silyl Wood Flooring Adhesive

Millennium Series

Technical Data	
Tensile Strength	> 80 psi
Elongation	125%
Maximum Subfloor Moisture	NO MAXIMUM SUBFLOOR MVER CRITERIA
Open Time	65°F-75°F (18°C-24°C) 70-100 minutes
Application Room Temperature	Between 65°F (18°C) and 90°F (35°C)
Packaging	3.5 gal pail = 42 lb (18.9 kg)
Flash Point	>200°F (>93.3°C)
Color	White
Cure Time	Light foot traffic after 8-10 hours Heavy foot traffic after 24 hours
Shelf Life	One year from date of manufacture; stored at 50-80°F (10-26°C).
Acoustical Data	IIC – 69 dB ASTM E 492-09 / ASTM E 9890-6 STC – 67 dB ASTM E 90-04 / ASTM E 413-04

863 SE Main Street • Simpsonville, SC 29681
Phone: 1-800-763-7272 • ISO 9001 Certified

www.parabond.com

3/30/2017